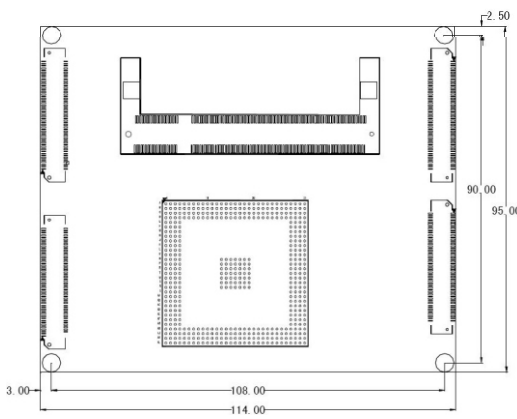




# ETX-1642CLDN



EXT Wide-temperature Module with AMD Processor LX800 /VGA/SSD/LAN/ 2COM



## Features

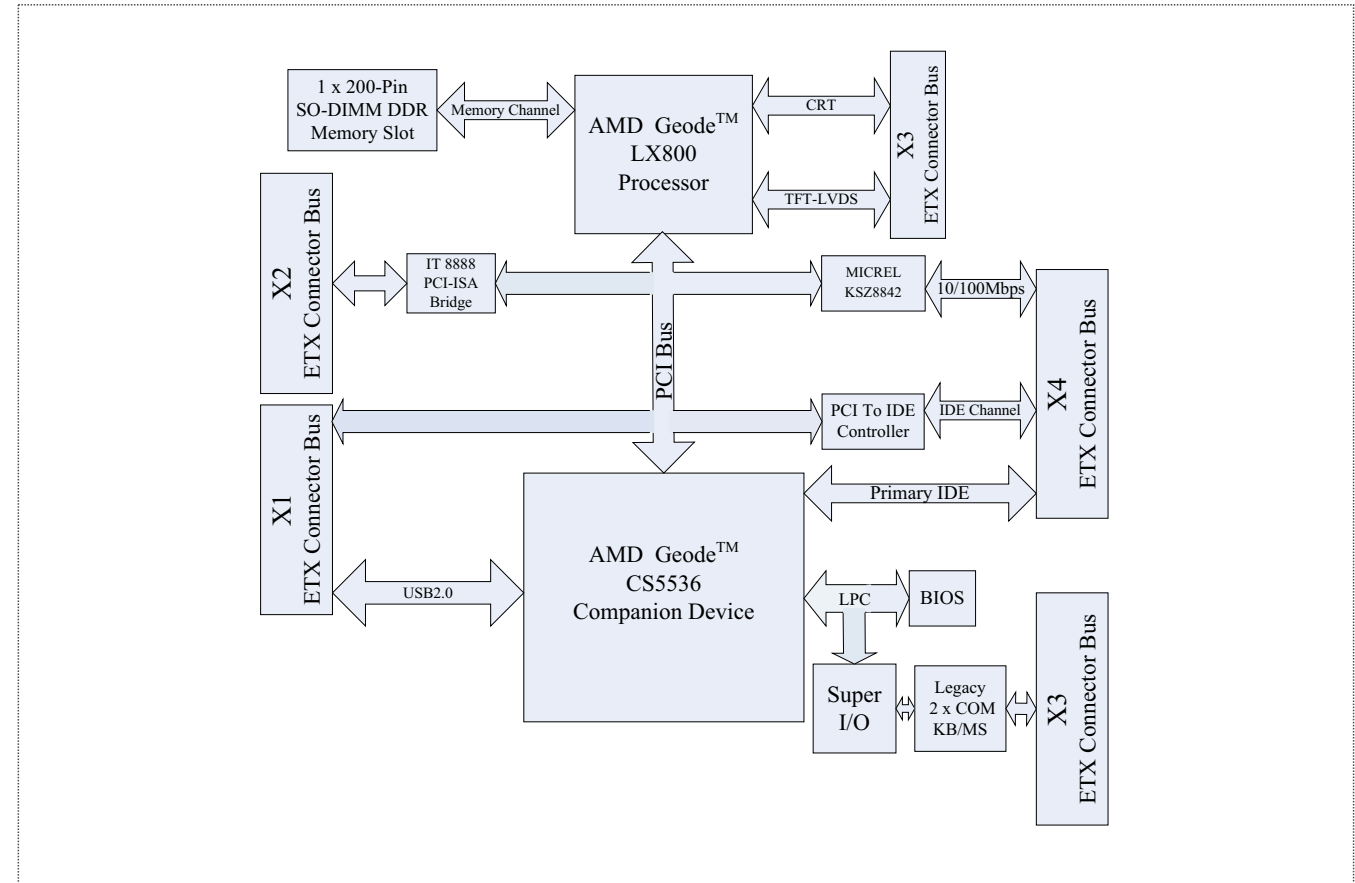
- ETX Module with PCI and ISA expansion bus
- Onboard AMD Geode™ LX800 500MHz Processor
- Onboard 1 x 200-Pin SO-DIMM Slot, up to 1GB DDR memory
- Supports 1 x 10/100Mbps Ethernet controller
- Supports VGA + LVDS dual display
- Supports 2 x USB2.0, 2 x COM, 2 x IDE

## Specifications

System	
Processor	Onboard AMD Geode™ LX800 500MHz CPU
Chipset	AMD Geode™ CS5536
Memory	1 x 200-Pin SO-DIMM Slot, support up to 1GB DDR 200/266MHz memory
Hardware Monitor	Monitors CPU temperature, voltage, watchdog timer, etc.
Watchdog Timer	1~255 sec./min. timer system reset/interrupt, setup by software
Expansion Interface	ETX Bus, supporting up to 4-Channel 32 bit PCI bus, 1-Channel 16 bit ISA bus
Storage	
IDE	2 x Ultra ATA66/100 IDE interface via ETX bus, supporting four IDE devices
Serial ATA	N/A
Floppy	N/A
CF	N/A
DOC/DOM	N/A
I/O Interface	
USB	2 x USB2.0 port
Serial Port	1 x RS-232/422/485(COM1), 1 x RS-232(COM2) via ETX bus
Parallel Port	1 x LPT
IrDA	N/A
GPIO	N/A
Audio	N/A

Display	
Chipset	AMD LX800 integrated graphics controller
Memory	32MB shared memory
Resolution	VGA mode up to 1600x 1200@85Hz LVDS mode up to 1024x 768@18bit
Dual Display	Supports CRT+ LVDS Dual display
Ethernet	
Ethernet Controller	MICREL KSZ8842 Ethernet controller
Speed	10/100Mbps
Mechanical and Environmental	
Dimensions	95mm x 114mm
Operating Temperature	-40 C~85 C
Storage Temperature	-40 C~85 C
Operating Humidity	5%-95%, non-condensing
Power	
Power Supply	Supports AT/ATX Power supply
Power Consumption	Typical 8W(AMD LX800 CPU, 1GB DDR333 memory)
Operating System	
Windows OS	Windows XP
Embedded OS	Vxworks

## Board Diagram



## Available Accessories

Part Number	Name	Description	Qty.
N/A	User Manual/RoHS	ETX-1642CLDN	1
N/A	Setup Guide/RoHS	AMI/BIOS Setup Guide (for Core/8)	1

## Related Product

Item	Recommendation
ETX SBC Module + Base Board	ETX-1642CLDN + EDB-ETX03

## Ordering Information

Part Number	Model Number	Description
0030-002511	ETX-1642CLDN	Motherboard/RoHS
0030-002510	ETX-1642CLDN	Motherboard