

ACP-1010/1320

1U Rackmount Chassis for Full-size SHB/SBC or ATX/MicroATX Motherboard with Dual SAS/SATA HDD Trays



Features

- Space-saving 1U rackmount chassis, ideal building block for business expansion
- Supports full-size SHB/SBC or ATX/MicroATX motherboards
- LED indicators for LAN connectivity, alarm notification of power supply, HDD activity, system fan, and in-chassis temperature
- ACP-1010: supports a slim ODD and two 3.5" disk drives
- ACP-1320: supports dual mobile SAS / SATA HDD trays
- Supports up to 2 expansion slots in BP version, and 1 expansion slot via riser card in MB version
- Supports both 250 W/300 W ATX/PFC power supply
- Efficient cooling design prevents the system from over-heating

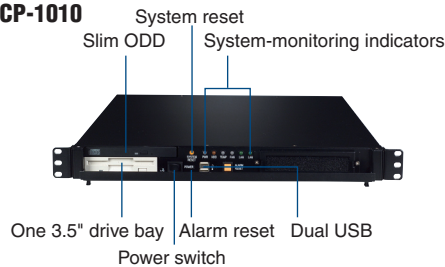
Specifications

Drive Bay	Slim Optical Disk Drive	Front-accessible	Internal
	3.5"	1	-
Cooling	Fan	BP: 4 (4 cm/24 CFM x 3 + 15 CFM x 1)	1 (For ACP-1010BP-30ZE, it only allows 2.5" HDD.)
		MB: 2 (4 cm/24 CFM each)	
Front I/O Interface	USB	2	
Miscellaneous	Notification LEDs	System: Power, HDD, Temperature, Fan, LAN1 and LAN2	
	Control	Power switch, system reset & alarm reset button	
	Rear panel	One 9-pin D-Sub opening	
Environment	Temperature	Operating	Non-Operating
		0 ~ 40° C (32 ~ 104° F)	-20 ~ 60° C (-4 ~ 140° F)
	Humidity	10 ~ 85% @ 40° C, non-condensing	
	Vibration (5 ~ 500 Hz)	0.5 Grms	2 G
	Shock	10 G (with 11 ms duration, half sine wave)	30 G
Physical Characteristics	Dimensions (W x H x D)	480 x 44 x 497 mm (19" x 1.7" x 19.6") / 480 x 44 x 617 mm (19" x 1.7" x 24.3")	
	Weight	8 kg (17.6 lb) / 8.8 kg (19.4 lb)	

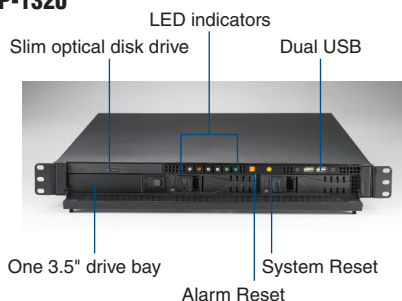
* This chassis supports up to Intel® Pentium® 4 84W, Core™2 Duo and Core™2 Quad 95W processors. We suggest that the ACP-1010 should be operated under 35° C if it adopts Core™2 Quad processor. For server grade CPU cards like the PCE-7214 configured with SAS RAID card and SAS HDD, we suggest utilizing the Xeon® processor at 35 watts or under for better thermal dissipation. This is due to the thermal and the power consumption of the SAS HDD being much higher than the SATA HDD while the system is operating. When you purchase the ACP-1010BP-30ZE, the internal HDD only can be installed 2.5" instead of 3.5".

Front View


ACP-1010



ACP-1320



Inside View



ACP-1010BP



ACP-1010MB

Rear View



ACP-1010BP/1320BP

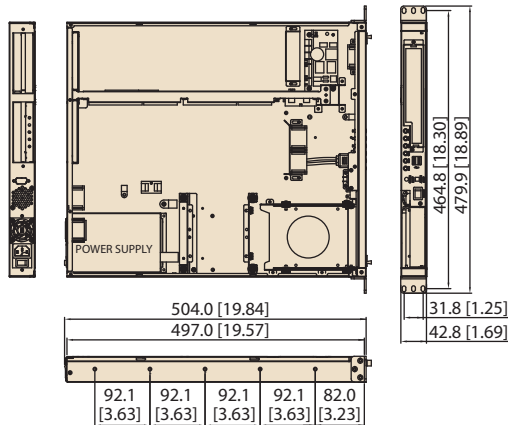


ACP-1010MB/1320MB

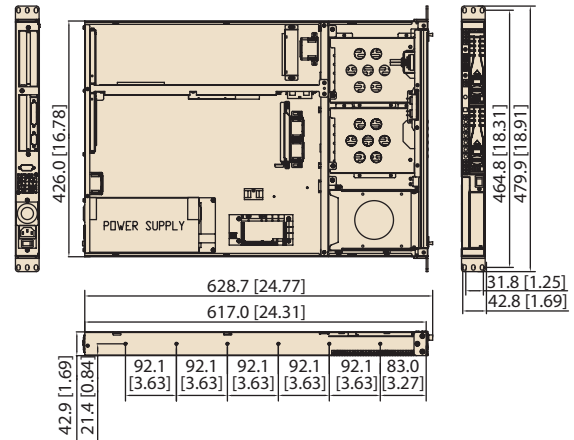
Dimensions

Unit: mm [inch]

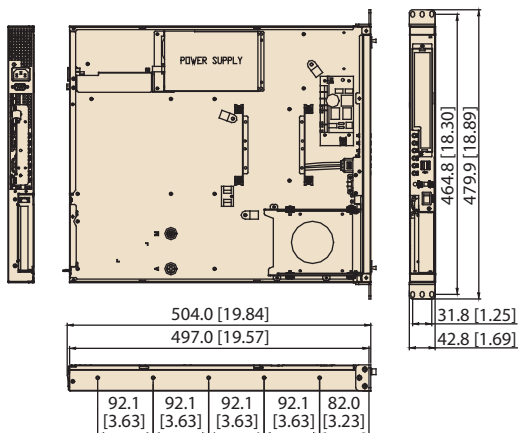
ACP-1010BP



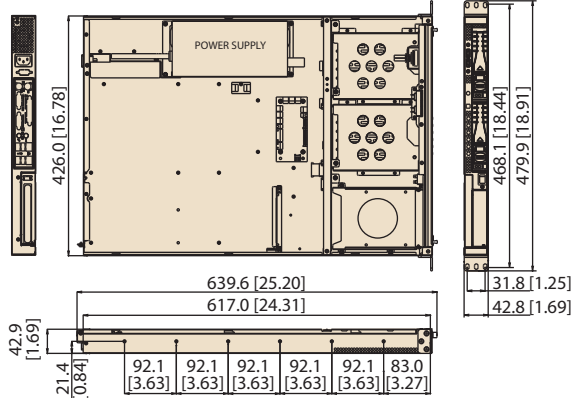
ACP-1320BP



ACP-1010MB



ACP-1320MB



Ordering Information

Model Name	Power Supply
Backplane Version	
ACP-1010BP-00XE	-
ACP-1010BP-30ZE	1757000160G
ACP-1320BP-00XE	-
ACP-1320BP-30ZE	1757000160G
Motherboard Version	
ACP-1010MB0-00XE	-
ACP-1010MB0-30ZE	1757000263
ACP-1320MB0-00XE	-
ACP-1320MB0-30ZE	1757000263

*ACP-1010MB/1320 MB does not support AIMB-763, 542, 562 and 564 because the height of the audio connector is over 1U.

Optional Accessories

Part Name	Description
2130007889S000	Filter 170 x 32 x 5 mm for ACP-1010
96SDVR-8X-ST-SN-B	Black slim SATA 8X DVD-RW ROM
1700011772	SATA power wire 6-pin to big 4-pin
9662132000E	Black 3.5" mobile HDD tray
1960048353T000	I/O shield for AIMB-780/767/580/566

Power Supply Options

(For detailed power supply specs, please refer to Chapter 7)

Part Name	Specifications	
	Watts	Input
BP: 1757001797 (ATX, PFC)	250 W	AC 100 ~ 240 V (full-range)
MB: 1757001457 (ATX, PFC)		
BP: 1757000160G (ATX, PFC)	300 W	AC 100 ~ 240 V (full-range)
MB: 1757000263 (ATX, PFC)		

Backplane Options

Part Name	Slot	CPU Card
PICMG 1.3		
PCE-5B03V-01A1E	one CPU, one PCIe x16, one PCI (32-bit/33 MHz)	PCE-5124/5130
PCE-5B03V-00A1E	one CPU, one PCIe x16, one PCIe x4	
PICMG 1.0		
PCA-6103P2V-0A2E	one CPU, 2 PCI (32-bit/33 MHz)	PCA-6010/6194