

# ACP-4360

## 4U Rackmount Chassis with 6 Hot-Swap SAS / SATA Trays for RAID

**NEW**

PICMG 1.0

PICMG 1.3




CE FCC RoHS COMPLIANT PRODUCT

### Features

- Supports up to 6 SAS/SATA HDDs, which can be hot-swappable if a SATA RAID card is used
- Supports either an ATX motherboard or a PICMG backplane up to 15 slots
- Supports one slim optical disk drive and one 3.5" FDD or internal HDD
- LED indicators for LAN connectivity and alarm notification for redundant power supply, HDD activity, system fan and in-chassis temperature
- Reusable, front-accessible filters for easy maintenance

### Specifications

Drive Bay	Slim Optical Drive (Front-accessible)	1
	3.5"	6 SAS/SATA HDDs + 1
Cooling	Fan	1 (12 cm / 114 CFM) + 2 (8 cm / 47 CFM each) for SAS/SATA storage unit
	Air Filter	Yes
Front I/O Interface	USB	2
Miscellaneous	LED Indicators	System: Power, HDD (for IDE drives only), fan, temperature, LAN1 and LAN2 SAS/SATA HDD trays: HDD power and activity
	Rear Panel	Backplane version: One 9-pin D-Sub opening Motherboard version: Five 9-pin D-Sub and one 68-pin SCSI openings
Environment	Temperature	Operating: 0 ~ 40° C (32 ~ 104° F) Non-Operating: -20 ~ 60° C (-4 ~ 140° F)
	Humidity	10 ~ 85% @ 40° C, non-condensing 10 ~ 95% @ 40° C, non-condensing
	Vibration (5 ~ 500 Hz)	1 Grms 2 G
	Shock	10 G (with 11 ms duration, half sine wave) 30 G
Physical Characteristics	Dimensions (W x H x D)	482 x 177 x 501 mm (19" x 7" x 19.8")
	Weight	19.0 kg (41.8 lb)




Power Temp. LAN1  
HDD Fan LAN2



Rear view of ACP-4362MB



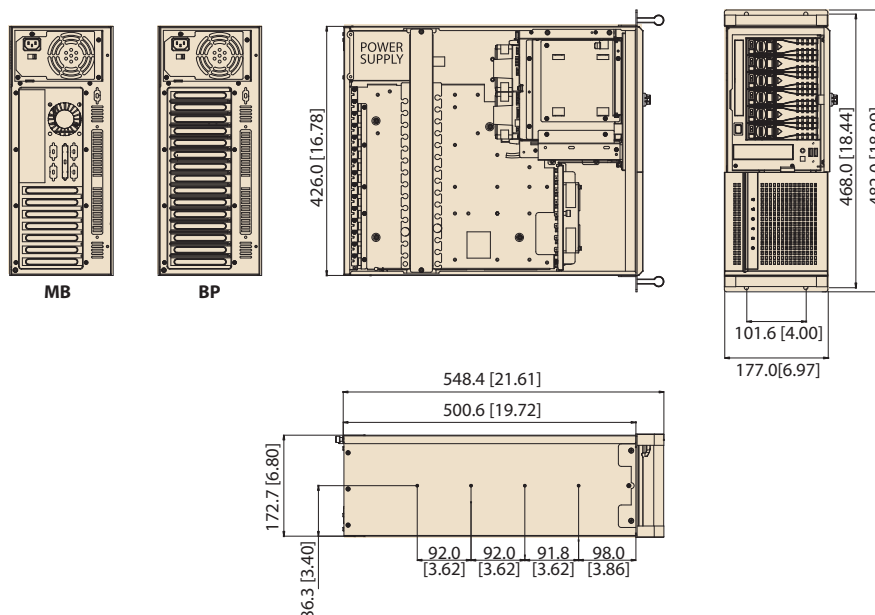
Easy-to-maintain system fan



Six hot-swappable SATA HDD trays

## Dimensions

Unit: mm [inch]



## Ordering Information

Part Number	Power Supply
<b>Backplane Version</b>	
ACP-4360BP-00XBE	Without power supply, with ATX switch
ACP-4360BP-40ZBE	PS-400ATX-ZBE
<b>Motherboard Version</b>	
ACP-4360MB-00XBE	Without power supply, with ATX switch
ACP-4360MB-40ZBE	PS-400ATX-ZBE

## Optional Accessories

Part Number	Description
1990001299	Fan filter 95 x 130 mm
1990001298	Door filter 150 x 68 mm
96RC-SAS-4P-PE-LS	Interface PCIe x8, 4-port SAS/SATA RAID card with 1 SAS SFF8087 connector
96RC-SAS-8P-PE-LS1	Interface PCIe x8, 8-port SAS/SATA RAID card with 2 SAS SFF8087 connectors
96CB-SAS-SATA-4P	Mini SAS to 4 SATA + SGPIO cable, 0.8 m

PS. When choosing either of above RAID cards, please must use 96CB-SAS-SATA-4P to ensure the LEDs on HDD trays function correctly.

## Power Supply Options

(For detailed power supply specs, please refer to Chapter 7)

Part Number	Specifications	
	Watts	Input
PS-400ATX-ZBE (ATX, PFC)	400 W	AC 100 ~ 240 V (full range)
PS-500ATX-ZE (ATX, PFC)	500 W	AC 115 ~ 240 V (full range)
PS-700ATX-ZE (ATX, PFC)	700 W	AC 100 ~ 240 V (full range)
RPS-400ATX-ZE (ATX, PFC) (1+1 redundant)	400 W	AC 100 ~ 240 V (full range)